

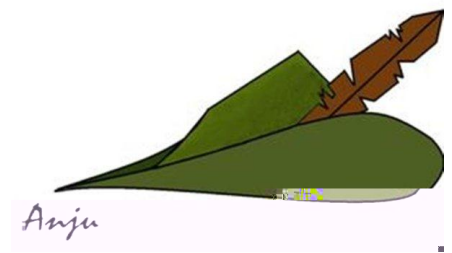

Financial Managers' Meeting

May 27, 2014

Prepaid Expenses	
0431	Prepaid Insurance
0432	Prepaid Demurrage
	0433 Prepaid Postage
0438	Prepaid Meter Postage
0440	Prepaid Postage
Receivable	0443 Security Deposits
	0445 Prepaid Miscel
	0446 Prepaid Travel Tickets

Determind. Revenue	

Central	2,042.3
---------	---------




University of Alaska Fairbanks - FY14 Budget

FY14 Apr	FY12	FY13	FY14 Jan	FY14 Feb	FY14 Mar	FY14	
20,500	17,040	28,664	11,600	90,885	01,657	11,600	
11,540	69,184	62,823	140,000	145,245	144,070	140,000	
2,190,267	2,112,634	1,009,671	614,751	1,118,433	1,212,355	Proyost	
5,269	VC RCNF	1,124,853	1,286,730	451,572	578,671	494,659	925
127	407,760	454,504	460,500	2,250,274	2,500,180	2,682,014	
8,419,642	5,104,241	5,359,596	6,215,500	8,245,840	Total	8,682,014	

		FY14 Actual	FY13 Actual	FY14	FY13 Actual	
		Net Student	Net Student	Projected	Year End	Year End
		Tuition &	Tuition &	Student	Student	Change
		Fees at	Fees at	Tuition &	Tuition &	FY13 to
FY14	CABINET	Cycle 10	Cycle 10	Fees	Fees	F
-45.4%	Chancellor	2,619,944	4,179,475	2,291,213	4,196,451	
14.3%	Provost	17,514,779	15,705,784	17,576,538	15,373,414	
5%	1,042,049	-2.0%	Vice Chancellor for Admin. Services	991,570	999,391	1,021,334
5%	30,737	-52.3%	Vice Chancellor for Research	14,606	30,737	14,606
	37,777,635	0.9%	Grand Total	37,804,691	37,697,811	38,100,381

		FY14 Actual	FY13 Actual	FY14	FY13 Actual	Year End
		Indirect Cost	Indirect Cost	Projected	Year End	Change
		Recovery	Recovery	Indirect Cost	Indirect Cost	FY13 to
		Cycle 10	Cycle 10	Recovery	Recovery	FY14
		1,366,227	1,652,240	1,500,334	1,728,240	1,604
		2,137,330	2,027,776	2,255,830	2,127,341	-2.2%
		20,111	13,211	20,111	20,111	1.0%
	28.2%	VC Rural Community & Native Educ	348,967	328,464	356,246	48
		(22)	17,211	2,397,334	1,011,211	14
		1,601,111	1,649,330	1,649,330	1,649,330	
		7,503,009	7,451,059	8,005,834	8,077,934	
		17,764,450	18,338,705	22,187,753	23,389,250	-5.1%
						Grand Total





	Proposed	Negotiated	Proposed
<u>E-Class</u>	<u>Benefit Rates</u>	<u>Benefit Rates</u>	<u>Benefit Rates</u>
UNK	22.40%	22.50%	50.40%
CR	21.10%	21.80%	47.80%
VP	20.80%	20.70%	41.60%

